



Fertigkeit	Lesen
Relevante(r) Deskriptor(en)	<b>Deskriptor 1:</b> Kann kurze, einfache persönliche Briefe, Karten oder E-Mails verstehen. (A2)
Themenbereich(e)	Wohnen und Umgebung
Zeitbedarf	15 Minuten
Länge des Lesetextes	206 Wörter
Material- und Medienbedarf	Schreibmaterial
Besondere Bemerkungen, Hinweise zur Durchführung	---
Quelle	Gaderer, Heinz, und Ilse Hoffer. <i>Talking Colours</i> . Wien: öbv & hpt, 2005. S. 16.



## OUR HOUSE

**Read Kevin's e-mail about his house and find out where the different rooms are.**

Dear Daniela,

You wanted to know where I live. Well, here is a picture of the house we live in, in the north of Brighton, and the floor plans.

As you come up the stairs to the first floor, my room is on the right, in the upper right corner of the floor plan. The room next to mine is our guest room. We need it, because my grandparents often come over to visit. Gloria's and Richard's rooms are opposite, left of the staircase as you come up. Gloria's room is on the right, with a little balcony. We all share the upstairs bath.

Our parent's bedroom, with a private bath, is downstairs, on the main floor. They also have a nice patio, where they enjoy to sit and relax in the fresh air. Next to the entrance hall, on the left as you come in, there is a wash room with a toilet.

Also on the main floor, to the right of the entrance hall, we have an open kitchen and a large living room with a wonderful wood stove.

What do you think of the house?

It is bigger than it looks, and we all like it. Looking forward to your next mail,

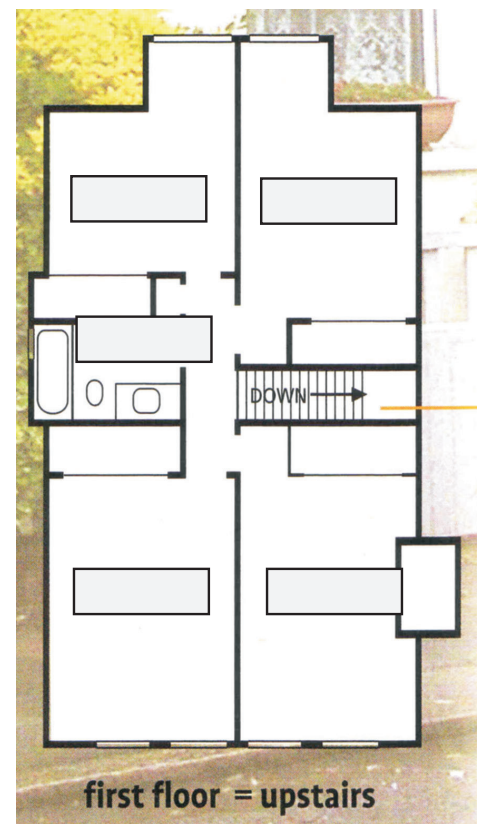
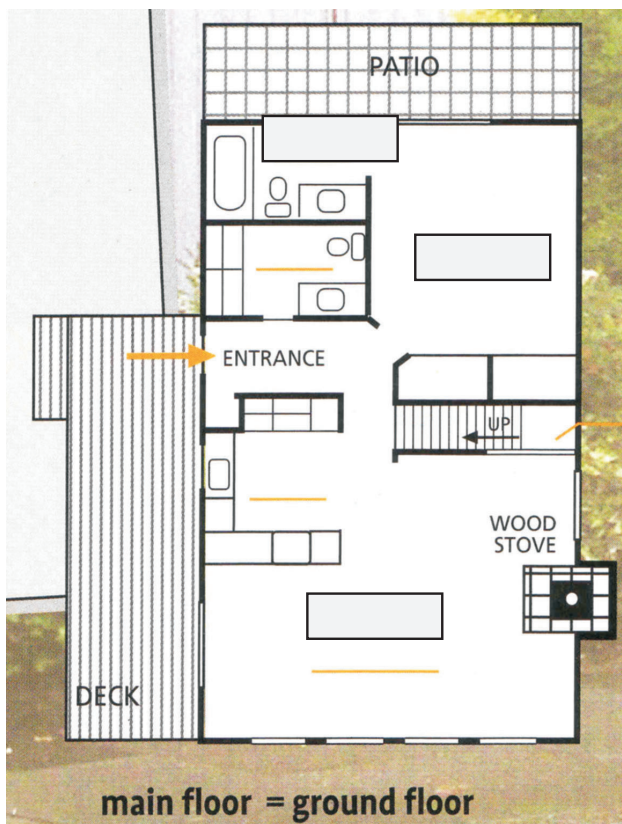
Yours,  
Kevin



**Now where is:**

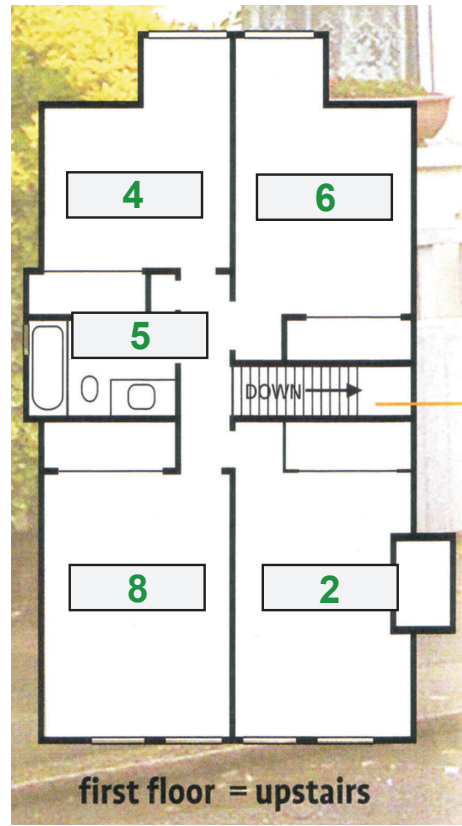
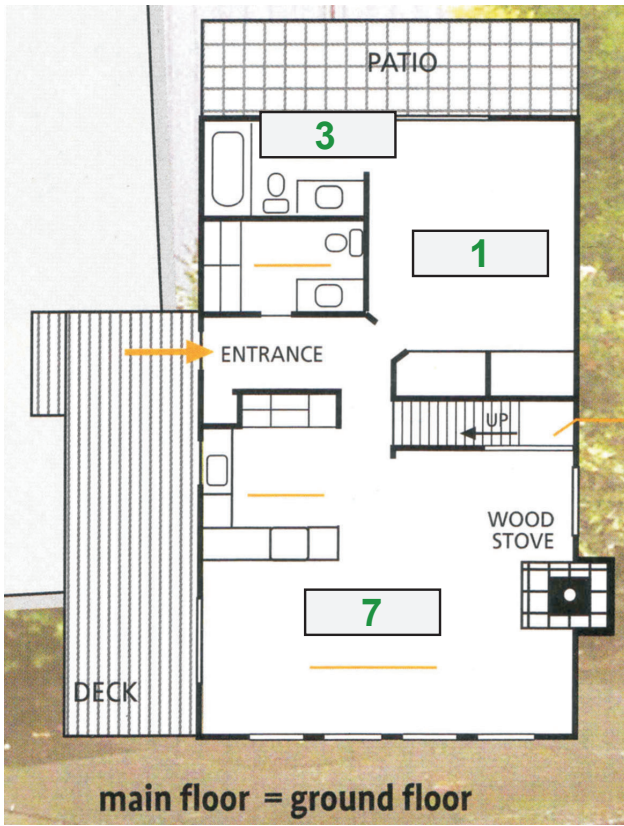
- (1) parents' bedroom   (2) Gloria's room   (3) private bath   (4) guest room  
 (5) upstairs bath   (6) Kevin's room   (7) living room   (8) Richard's room

**Write the numbers in the spaces on the floor plan; be careful: there are more spaces than words.**



Grafik: öbv & hpt [adaptiert]

# LÖSUNG



Grafik: öbv & hpt [adaptiert]